



Instruction Manual

WALL FAN

Model : Motto WF 60/12-AC

SAFETY PRECAUTION

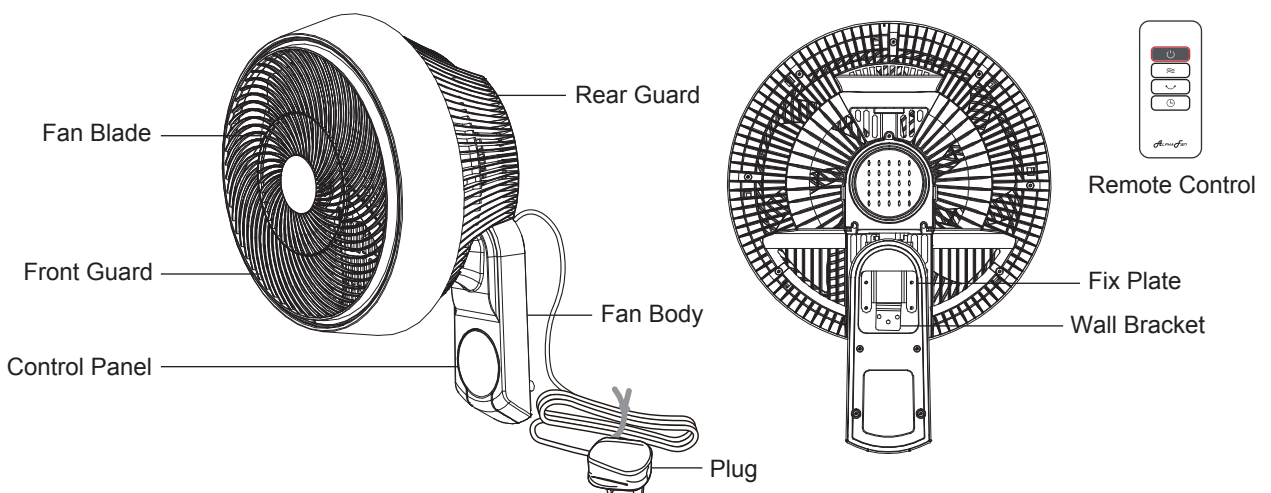
IMPORTANT : PLEASE READ BEFORE USING THE APPLIANCES

1. Unplug the power cord during installation, cleaning or relocation of fan.
2. Do not modify the length of the power cord.
3. Do not use the fan if the power cord or the plug is damaged, or the power socket is loose.
4. Repairing/servicing of the fan must be carried out by authorized and qualified electricians only.
5. If the power cord is damaged, it must be replaced by the manufacturer, its service agent or similarly qualified person to avoid a hazard.
6. Do not touch the fan and plug when your hands are wet.
7. Do not expose the fan to dripping or splashing water or objects filled with water, such as vase.
8. Do not use the fan near the gas stove, any fire source, unusually humid or high temperature, oil soot with a lots of metal powder, objects that may be drawn to fan, such as drapes or curtain and outdoor.
9. Do not insert hands or fingers into the front grille, or the movable parts.
10. Place the fan on a stable and level surface
11. This appliance is not intended for use by persons (including children) with reduced physical, sensory or mental capabilities, or lack of experience and knowledge, unless they have been given supervision or instruction concerning use of the appliance by a person responsible for their safety. Children should be supervised to ensure that they do not play with the appliance.

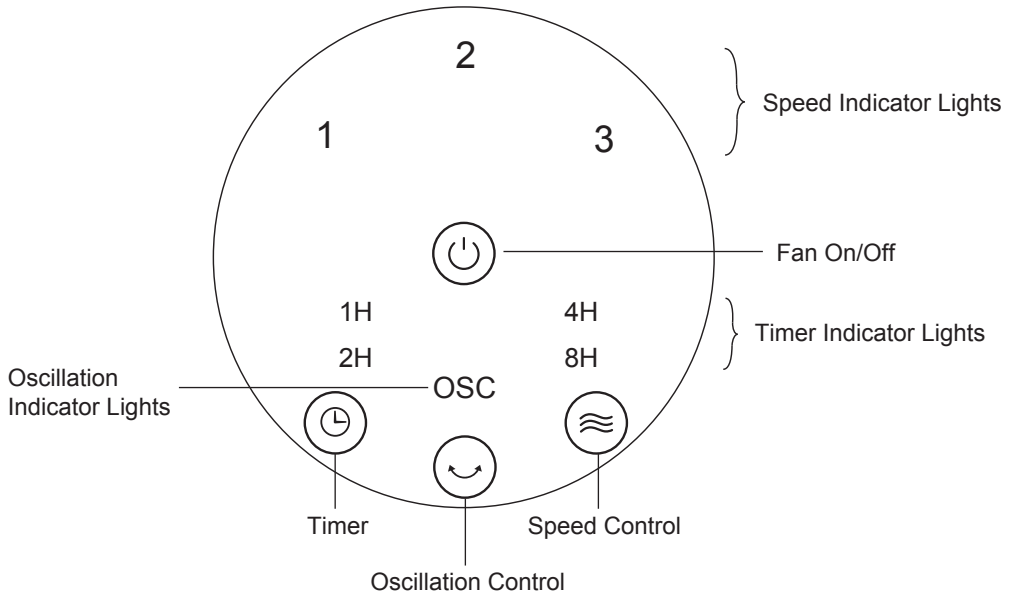
WARNING





This appliance is designed to use only those parts supplied with this appliance and/or accessories designated specifically for use with this appliance. Using parts and/or accessories not designated for use with this appliance could result in personal injury or property damage.

PARTS & ACCESSORIES

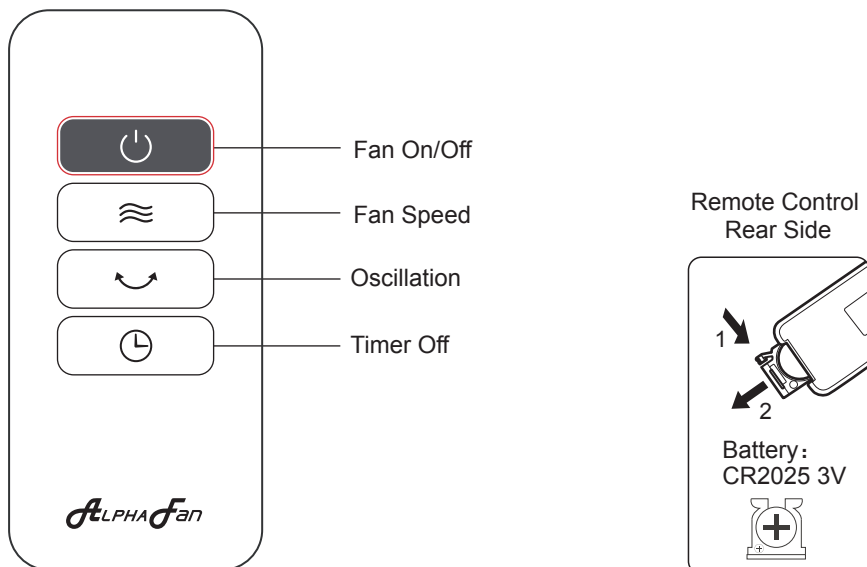


CONTROL PANEL FUNCTION



-  Fan On/Off - Press once to turn on the fan at speed 1
Press again to standby mode
-  Oscillation - Left & right oscillation
-  Timer - Timer off at 1H, 2H, 4H, 8H
-  Speed - With 3 speed control - High, Medium & Low

REMOTE CONTROL FUNCTION

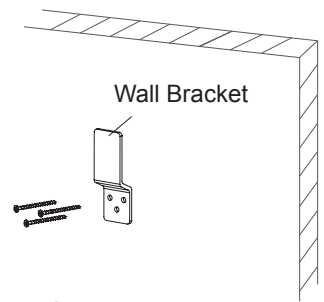


INSTALLATION GUIDE

- WARNING:**
1. Please consult qualified person(s) if there is difficulty during installation.
 2. Do not use this fan before installing the fan on a reliable and fixed wall.

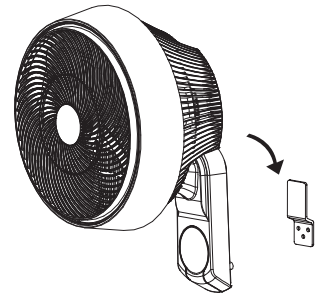
1. Installing the wall bracket

- Decide the desired location for installation.
- Mark the mounting point on the wall by using the wall bracket.
- Drill holes on the wall.
- Fix the wall bracket on the wall.



2. Installing the fan

- Hook the fan body to the wall bracket through the fix plate on the rear side of the fan body. Make sure the fan is secured and firm on the wall.



MAINTENANCE

IMPORTANT : BEFORE PERFORMING ANY MAINTENANCE WORK, UNPLUG THE FAN FROM THE SUPPLY SOCKET.

Cleaning

1. Use only lukewarm water and mild detergent to clean the fan. Do not use corrosive or acidic solution.
2. Use soft or lint-free cloth to clean the fan. Rough fabric will scratch the surface.
3. To clean between the guards, use pipe cleaner, flexible dust wand, vacuum cleaner or compressed air to gently remove dust.
4. DO NOT wet or immerse the motor, switch, power cord and plug in water.

TECHNICAL SPECIFICATIONS

Model	Voltage	Wattage
Motto WF 60/12-AC	220V-240V ~ 50Hz	65W

CUSTOMER SERVICE CENTRE

If you need any technical assistance or faulty report, please contact our customer service centre at :

Malaysia

Alpha Home Appliances Sdn. Bhd. (390258-H)

Head Office : 6, Jalan Sungai Kayu 32/37, Berjaya Park, Sect 32,40460 Shah Alam, Selangor.

Tel : 03-5740 6666 Fax : 03-5740 8220

Website : www.alphamalaysia.com Email : info@alphamalaysia.com

Johor : 71, Jalan Molek 3/10, Taman Molek, 81100 Johor Bahru.

Tel : 07-353 4833 / 4933 Fax : 07-355 4233

Melaka : 19, 19-1 & 19-2, Jalan KSB 11, Taman Kota Syahbandar, 75200 Melaka.

Tel : 06-292 2398 / 2399 Fax : 06-292 2392

Perak : 16, Jalan Tasek Timur, Taman Tasek Indra, 31400 Ipoh, Perak.

Tel : 05-545 2282 / 547 2282 Fax : 05-547 6282

Penang : 28 Jalan Icon City, Icon City, 14000 Bukit Mertajam, Pulau Pinang.

Tel : 04-506 2366 / 2066 / 2566 Fax : 04-506 2966

Pahang : A131, Jalan Dato Wong Ah Jang, Taman Liza, 25100 Kuantan, Pahang.

Tel : 09-516 5226 Fax : 09-513 9226

Singapore

Alpha Sales & Services Pte. Ltd. (200709461 R)

8, Ubi Road 2, #01-07 & 01-08, Zervex, Singapore 408538.

Tel : +65 6841 0111 Fax : +65 6747 0030

Website : www.alphasingapore.com Email : customercare@alphasingapore.com



